Knotty Professor Newsletter

Fall 2026

Upcoming Shows

Oct. 31-Nov. 1
Tampa

Nov. 7
United Church of Tallahassee

Nov.14, 15
Downtown Gainesville

Nov. 28
Wakulla Springs Lodge



Knotty Professor

Find me online at:

Knottyprofessor.com
and on Facebook

Website upgrades in progress!

Chevron (not Herringbone) Cutting Board



It has been a while since I made a set of cutting boards. One of my neighbors recently commissioned a board, and she wanted one with a chevron pattern, with dimensions of 20" x 15". Setting up to make a single chevron board is not very efficient, so I decided to make 6 of them. The boards feature a number of exotic woods (purple heart [South American], wenge [African], jatoba [Brazilian cherry, pronounced `hatoba'], cumaru [Brazilian teak], padauk [African/Indian], tigerwood [South American]) mixed in with some domestic ones (maple, cherry, walnut, poplar). The boards are about 1.25 inches thick, and weigh just under 11 pounds each.

Chevron vs Herringbone

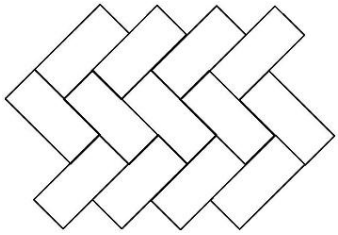

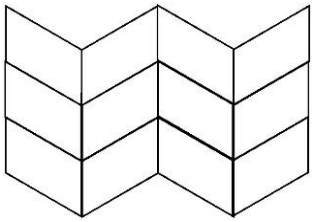

The chevron and herringbone patterns are similar but different, as seen in the images on the left. In the herringbone (the upper image), all of the pieces of wood are rectangles, and all joints are at right angles. In the chevron, the individual pieces are parallelograms, not rectangles, and the joints are not necessarily at right angles. In the board I show, I happen to have chosen the angles to be right angles (this simplifies the trig required to construct the board…Wait! What? Did you say `trig'? To make a cutting board?), but you can see that each individual piece of wood is not a rectangle. If I made them into rectangles, the board would consist of straight parallel strips.

Koa Keepsake/Jewelry Boxes



It's also been a while since I made a keepsake box (due largely to that bleeping rabbit hole of pen-making!). I have recently acquired a few pieces of Hawaiian koa (and I have also purchased a few more board-feet). This has provided the inspiration to reawaken and sharpen my box-making skills (such as they are) to showcase the beauty of this wood. So far, I have made two small ones (approximately 9" x 5" x 4", photo shown at right), and I'm currently working on a few others. Eventually, one (at least?) of these boxes will become a humidor, maybe.